



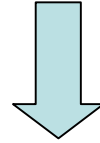
TIGGE Applications: Economics, Energy and Risk Management

Mark S. Roulston

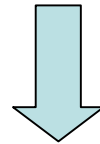
Department of Meteorology,
Pennsylvania State University

Thanks to participants in the tiggesea@met.psu.edu discussion group.

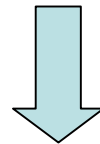
content



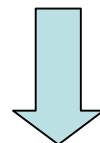
distribution



communication

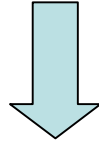


recognition

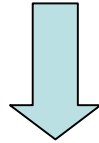


response

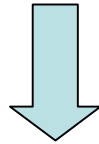
content



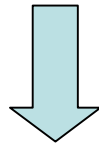
distribution



communication



recognition



response

Content: Do forecasts contain information of value?

- Use of prescriptive/normative models to determine whether forecasts improve decision making of a rational decision maker.
- Assume user is *homo economicus*.
- Move beyond classic cost-loss problem to more complex problems.

Forecasting for CCGT

Power Stations

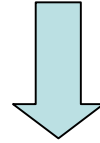
Neil Gordon & Lenny Smith



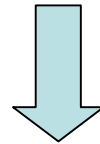
Study ignored all other operational matters apart from output of a CCGT plant with temperature, pressure and humidity.

Found that, for a 780 MW plant, using recalibrated global ensemble would lead to annual savings of about £190,000 relative to using an uncalibrated forecast.

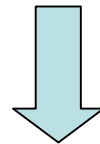
content



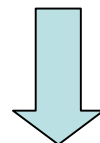
distribution



communication



recognition



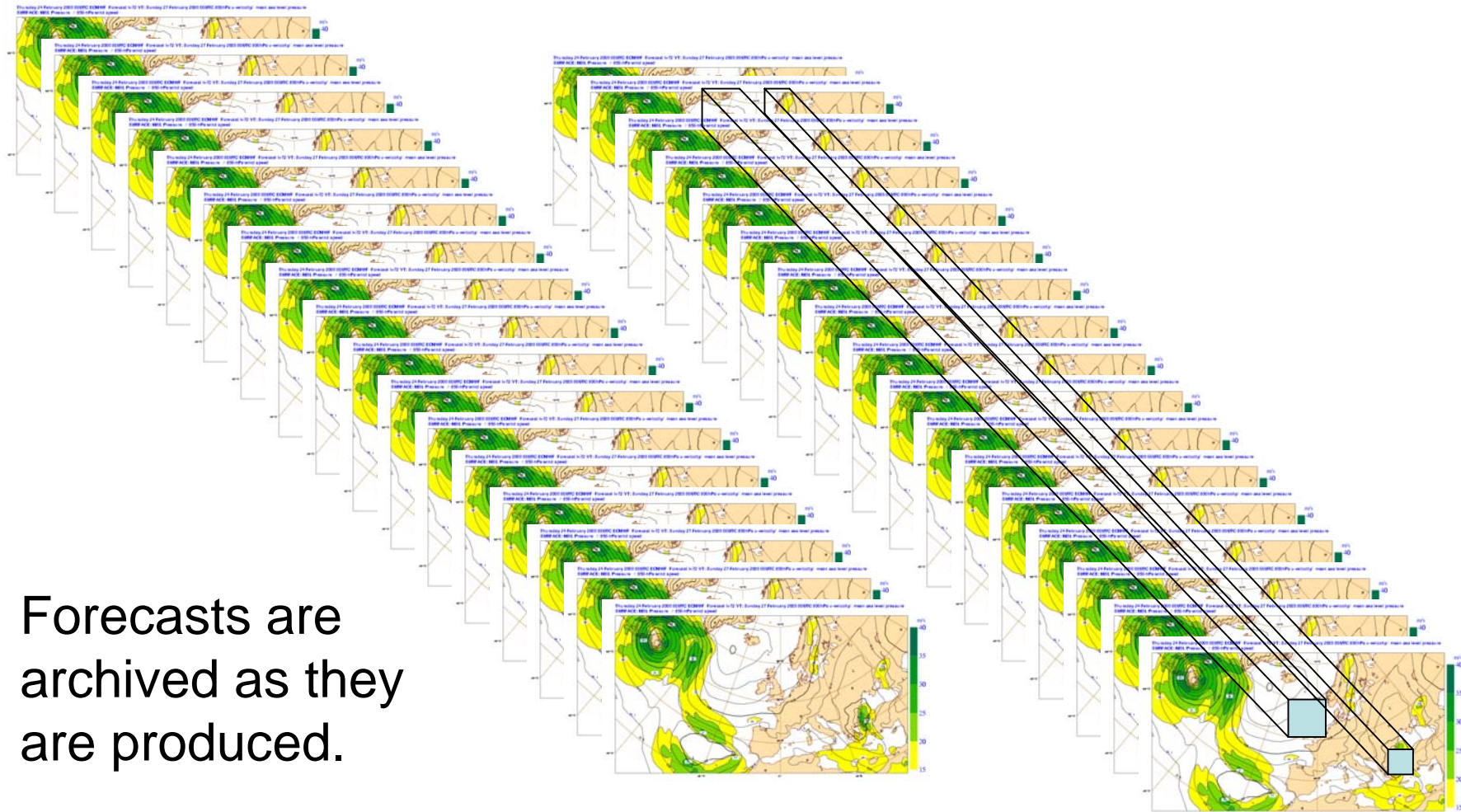
response

Distribution: Will users have access to forecasts?

- Effectiveness of dissemination of TIGGE products will depend on infrastructure.
- Some users will require access to archived forecasts to figure out how to integrate forecasts into decision-making.
- This will require “sliced-and-diced” forecast data.

Distribution (cont.)

- DEMETER publicly available data-sets a step forward.
- But *publicly available* does not always mean *easily accessible*.
- There are costs associated with obtaining data even when no one is charging for it.

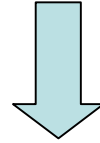


Forecasts are archived as they are produced.

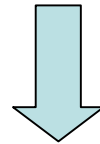
Huge number of permutations of how data can be sliced and diced.

Users often want data orthogonally to how it is archived.

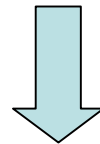
content



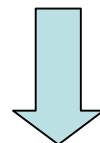
distribution



communication



recognition




response

WEATHER ROULETTE

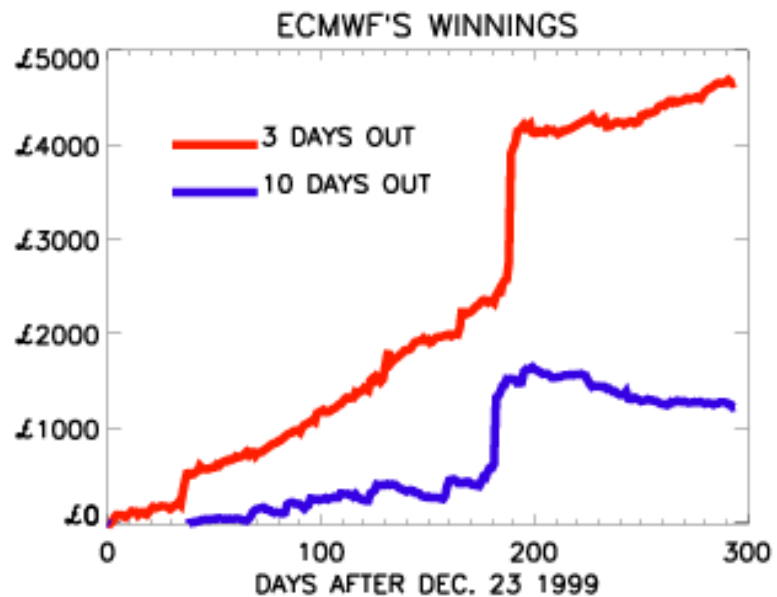
TEMPERATURE AT HEATHROW
TABLE MAXIMUM: £100

1982-99 CLIMATOLOGICAL ODDS



TEMPERATURE (°C)

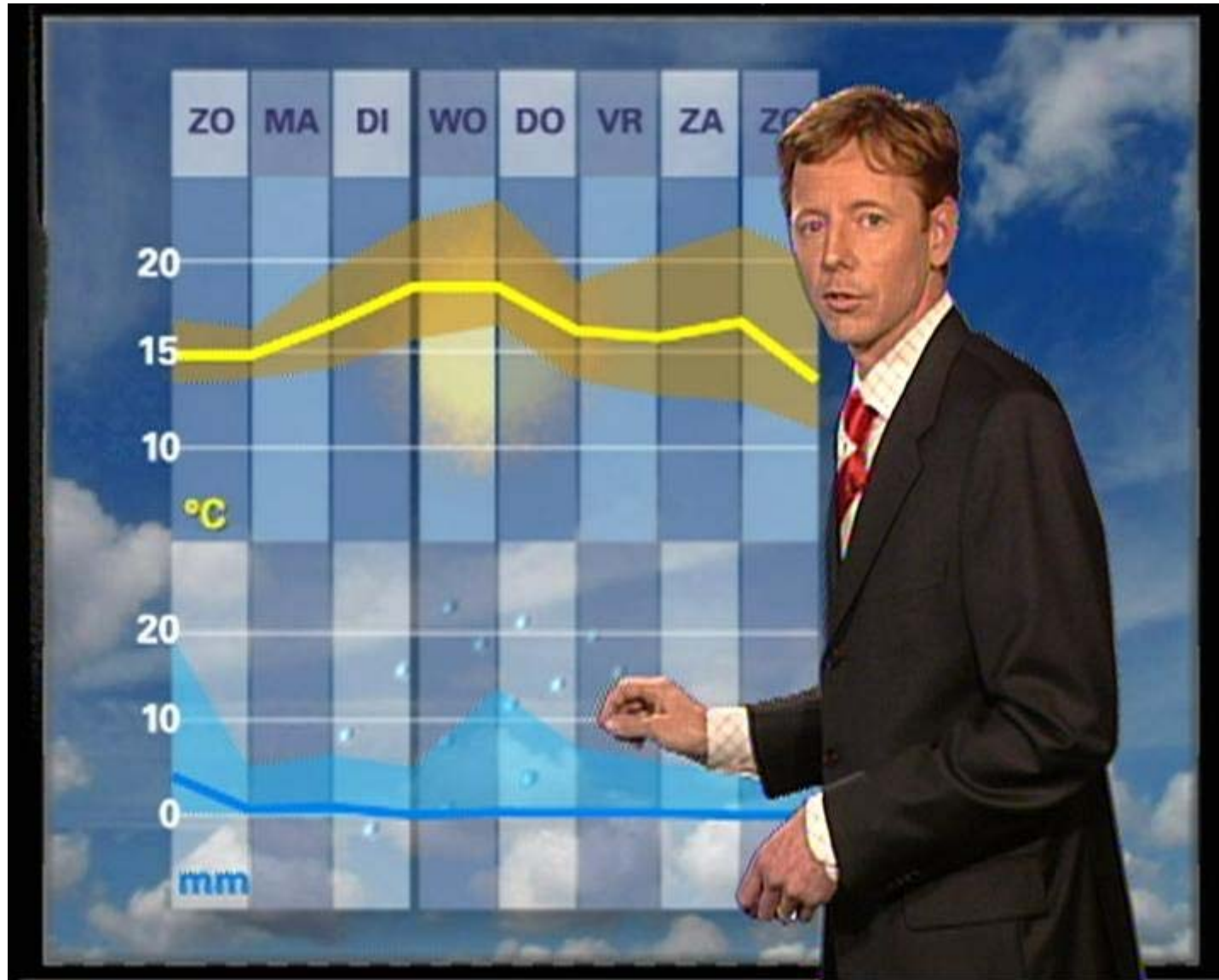
25	26	27	28	29
20	21	22	23	24
15	16	17	18	19
10	11	12	13	14
5	6	7	8	9
0	1	2	3	4
-5	-4	-3	-2	-1



Medium range skill is probabilistic skill.

At lead times as long as 14 days any skill the forecasts will have will be skill **in a probabilistic sense.**

Any improvement in skill obtained due to THORPEX will be improvements in skill **in a probabilistic sense.**



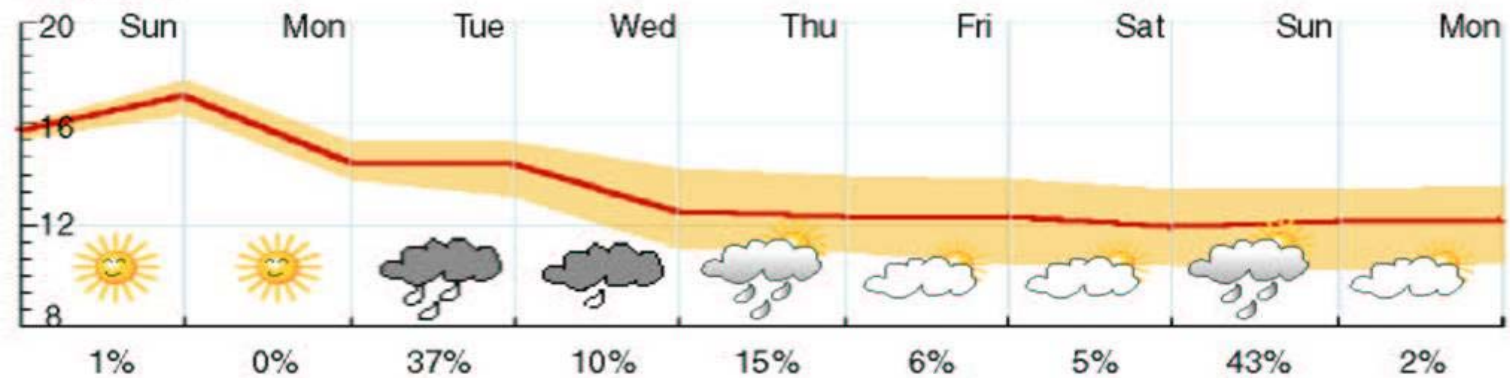
Thanks to Tim Palmer, ECMWF

EPS - Epsgram

Temperature and precipitation probability for the next 9 days.

Warsaw

Temp (°C)



Temperature

- The most likely temperature
- Possible deviation, margin of error

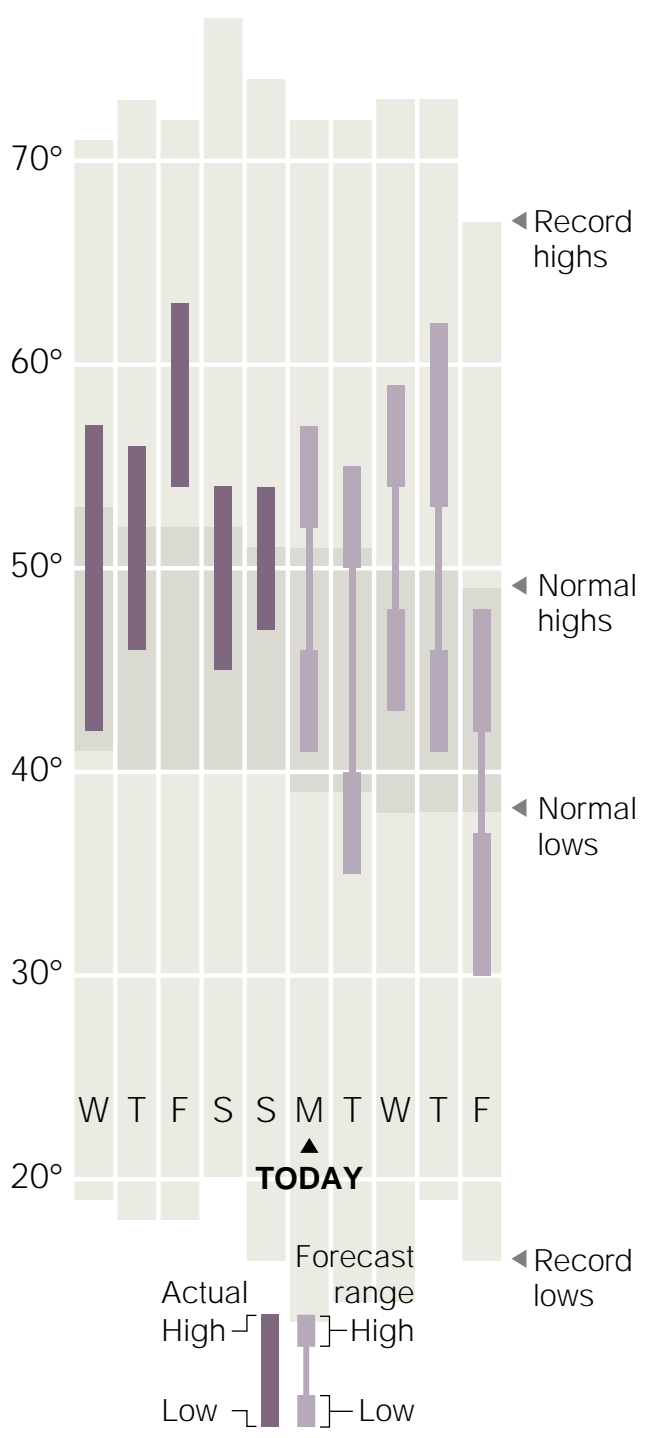
Precipitation probability

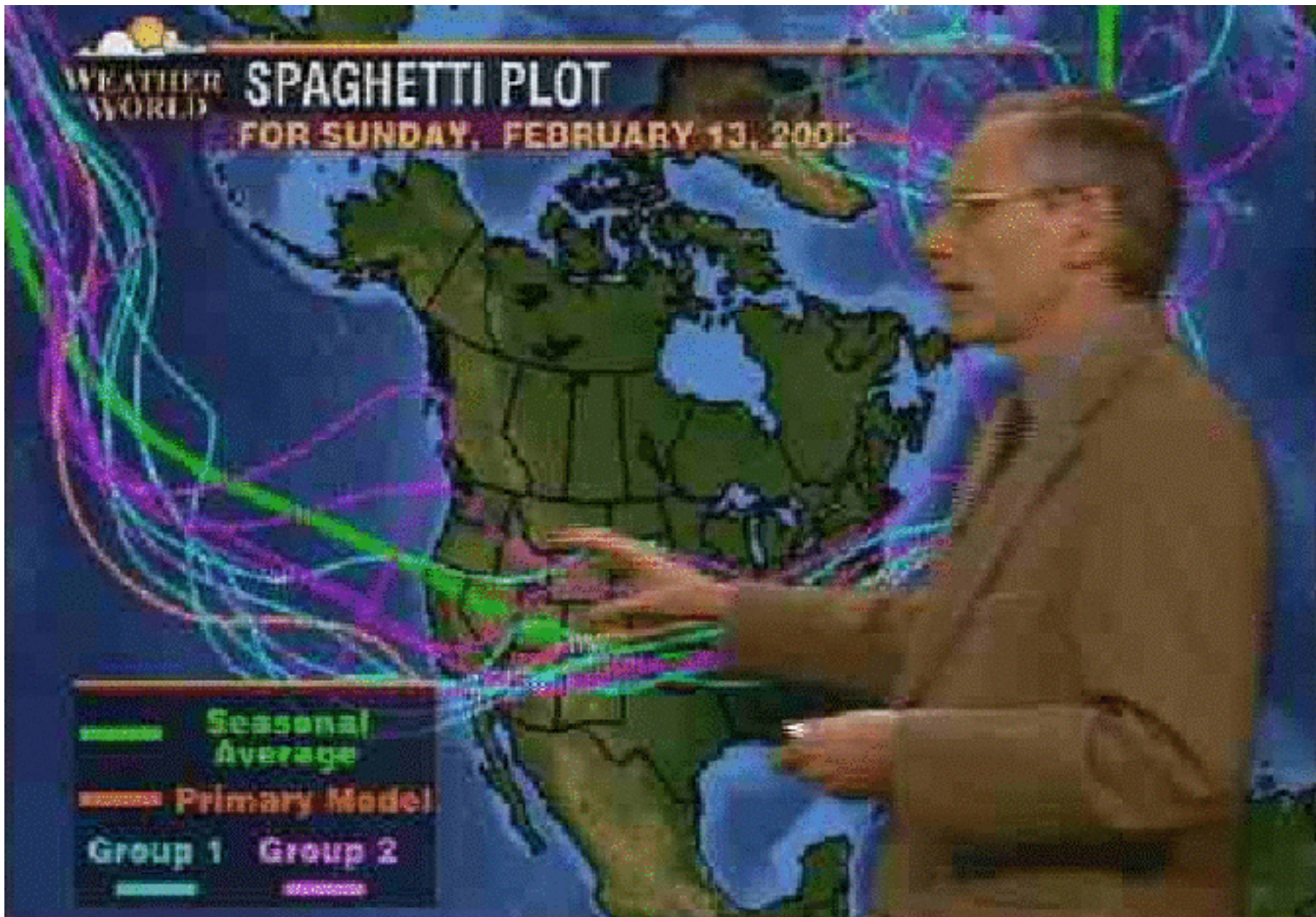
- Major*
- Moderate*
- Small*

Probability of more than 10 mm of rain or 10 cm of snow



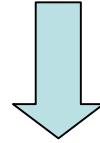
Thanks to Anders Persson, SMHI



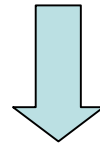


WeatherWorld, Penn State/WPSX

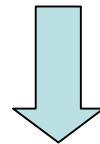
content



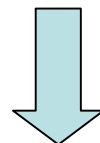
distribution



communication



recognition



response



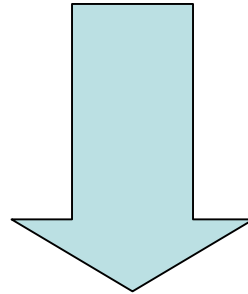
Meteorologists' Birthdays

LIVE 5 Wasatch Front
weather 7 DAY FORECAST



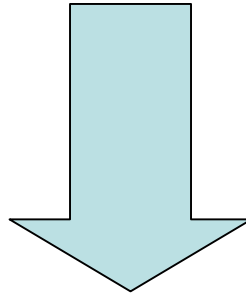
STATEMENT OF UNCERTAINTY

STATEMENT OF UNCERTAINTY

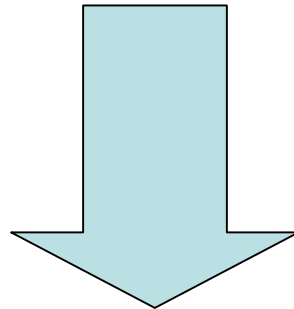


ACCOUNTABILITY

STATEMENT OF UNCERTAINTY

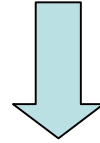


ACCOUNTABILITY

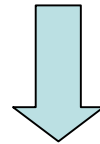


CREDIBILITY

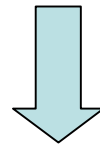
content



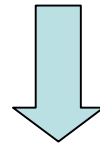
distribution



communication



recognition




response

Response: Will users respond appropriately?

- Automated decision-making systems can behave like *homo economicus*.
- Most decisions are still made by *homo sapiens* who must integrate weather information with other information.
- Therein lies another possible weak link in the value chain.

“Kahneman has thus demonstrated that in situations with uncertainty, human judgment often exploits rules of thumb which systematically contradict fundamental propositions in probability theory.”

From citation for Nobel Prize in Economics awarded to Daniel Kahnemann, 2002.



Tversky and Kahneman presented this problem to 156 **money managers**

	option	A: d<30	B: 30<d<35	C: d>35	%
PROBLEM I	f	\$25K	\$25K	\$25K	68
	g	\$25K	0	\$75K	32
PROBLEM II	f'	0	\$25K	\$25K	23
	g'	0	0	\$75K	77

PROBLEM I: $p_B U(\$25K) + p_C U(\$25K) > p_C U(\$75K)$

PROBLEM II: $p_B U(\$25K) + p_C U(\$25K) < p_C U(\$75K)$

Summary

- extraction of socio-economic benefits from THORPEX/TIGGE is inextricably linked to extraction of socio-economic benefits from probabilistic forecasts
- THORPEX/TIGGE will not provide widespread benefits until dissemination of forecast uncertainty is widespread
- even then, actual benefit will depend on human perceptions and responses, user training might enhance value of forecasts